

Rugged, powerful central granulators designed to recover heavy moldings, pipe, sheet, film and blow molding scrap.

HEAVY DUTY GRANULATORS



*Model 2441 and
Model 1626 (right)
Heavy Duty Granulators*

POLYMER SYSTEMS

BUILT TOUGH...

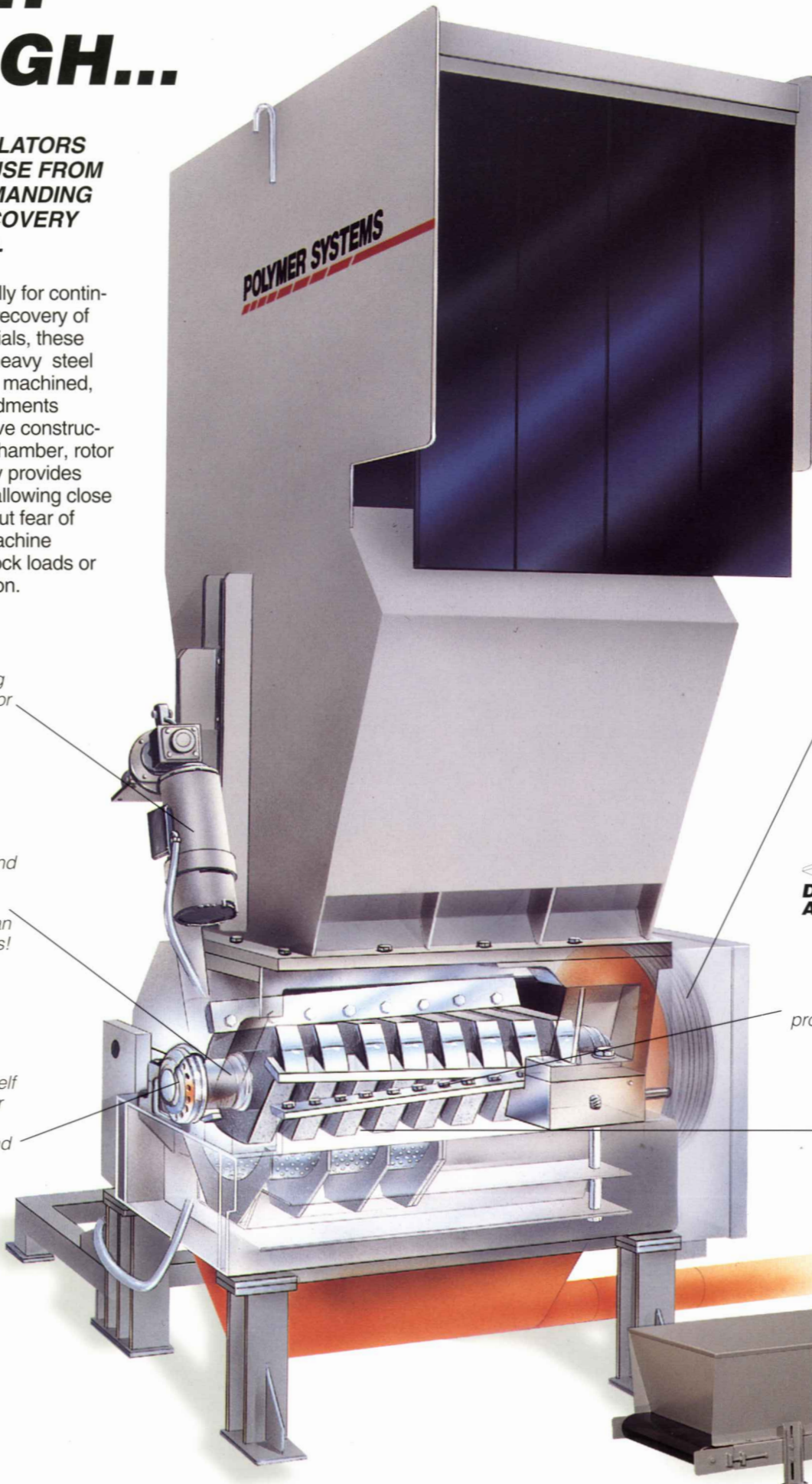
THESE GRANULATORS CAN TAKE ABUSE FROM THE MOST DEMANDING MATERIAL RECOVERY APPLICATIONS.

Designed specifically for continuous high volume recovery of the toughest materials, these machines feature heavy steel plate and precision machined, stress relieved weldments throughout. Massive construction of the cutting chamber, rotor and drive assembly provides maximum rigidity, allowing close knife settings without fear of misalignment or machine damage due to shock loads or continuous operation.

Power operated tilting hopper is designed for simplicity and safety.

Massive rotor shaft and oversized bearing journals – up to 50% greater diameters than competitive machines!

Outboard-mounted self aligning, double roller spherical bearings run cooler, longer, and with less energy consumption.



Massive solid steel flywheel delivers high inertia.



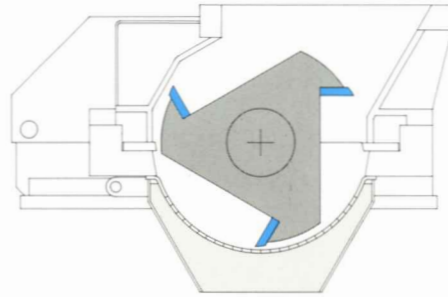
Proven counter slanted blade design slices thick sections with less horsepower, producing clean, uniform granulate at high throughput.

Heavy solid steel rotor webs and bedknife blocks support knives with unyielding strength.

...ENGINEERED TO PERFORM!

FULL MEASURE GRANULATING EFFICIENCY – A POLYMER SYS- TEMS EXCLUSIVE!

Only Polymer Systems granulators have a clear, unobstructed feed opening equal to rotor diameter for maximum performance through every inch of the cutting circle. This unique design maximizes granulator capacity, eliminates bottlenecks at the entrance to the cutting chamber and dramatically increases effective screen area for fast throughput. Ask for a direct comparison with any other granulator in this size class!



Entrance to the cutting chamber is offset for tangential feed of material, resulting in virtually no flyback. Close rotor to screen clearance prevents blockage and material build-up in chamber.

FROM THE GROUND UP, POLYMER SYSTEMS' HEAVY DUTY GRANULATORS ARE DESIGNED TO OPTIMIZE YOUR RETURN ON INVESTMENT!

- Trouble-free continuous performance
- High production rates
- High quality, uniform granulate
- Fast, simple servicing
- Energy efficient


COMPLETE, CUSTOM SYSTEMS... CONCEPT THROUGH START UP!

Polymer Systems has knowledgeable applications specialists and the latest CAD engineering capabilities. We can develop special machine configurations and processing systems including a full array of control, conveying, parts handling and automation equipment to meet specific turnkey material recovery requirements. Talk with us about your particular needs.



System shown includes:

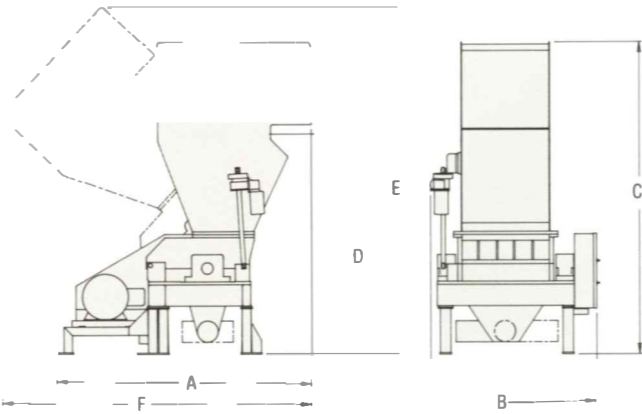
- 150 HP, Model 2441 granulator with conveyor feed hopper
- Horizontal to incline feed conveyor
- Blower/cyclone evacuation system
- NEMA 12 System control panel



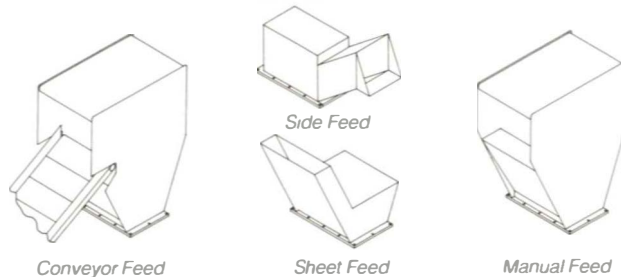
Split chamber design with power assisted tilting hopper provides easy access for knife adjustment and cleanout. Cutting chamber and screen cradle are interlocked for safety.

DIMENSIONS


MODEL		A	B	C	D	E	F
1626	in.	81	60	103.50	73.50	118	91.50
	(mm)	(2058)	(1524)	(2629)	(1867)	(2997)	(2324)
2441	in.	120	78	147	103.50	163.50	145.50
	(mm)	(3048)	(1981)	(3734)	(2629)	(4153)	(3696)



HOPPER CONFIGURATIONS



Many feeding systems are currently operating successfully in the field. These include machines adapted to fully automated systems, unusual material shapes and sizes, and multiple feed applications. Completely automated evacuation and collection systems are also available. We will be happy to accommodate your specific requirements.



Heavy duty motor and long lasting, wear resistant evacuation blower can be integrally mounted at the base of the machine, as shown.

SPECIFICATIONS

MODEL		1626	2441
Throat Size at Chamber *	in (mm)	16 x 26 (406 x 660)	24 x 41 (610 x 1041)
Screen Area	in ² (cm ²)	490 (3160)	1214 (7820)
Motor **	HP (KW)	50-75-100 (37-56-75)	100-150-200 (75-112-149)
Drive	V-Belt	Sheave Flywheel Optional	Solid Flywheel
Cutting Circle (dia.)	in (mm)	17.25 (438)	24 (610)
Rotor Knives		3	3 (6 pieces)
Bed Knives		2	2 (4 pieces)
Weight	lbs. (kgs)	5700 (2590)	14000 (6364)
Throughput ***	lb/hr (kg/hr)	2500 (1140)	6000 (2730)

* Measured at chamber entrance

** Open Drip-Proof (ODP) standard, totally enclosed fan-cooled (TEFC) optional

*** Average figures, throughput varies with different materials and part shapes

Polymer Systems manufactures a complete line of granulators including press side, auger feed, heavy duty central machines, specialized designs for automation, hot material and film recovery, and large, bulky parts such as blown bottles and molded housings. In addition, we encourage and support post-consumer recycling efforts, and offer systems for a variety of recovery applications!



Plastec U.S.A. Incorporated

7752 N.W. 74th Avenue, Miami, FL 33166

Tel.: (305) 887-6920

plastec@plastecusa.com

www.plastecusa.com